



**KHAZMA<sup>®</sup>**  
A L U M I N I U M  
WINDOWS & DOORS



# CONTENTS

## **2 OUR SERVICE COMMITMENT**

## **4 ENERGY EFFICIENT WINDOWS & DOORS**

## **8 RESIDENTIAL WINDOWS & DOORS**

Urban 584 Sliding Door  
Urban 585 Sliding Door  
Urban Plus 597 Hinged Door  
Urban 580 Sliding Window  
Urban 581 Double Hung Window  
Urban 582 Awning/Casement Window

## **12 ARCHITECTURAL WINDOWS & DOORS**

AGS 900 High Performance Sliding Door  
AGS 200 Series Hinged Door  
AGS 275 Series Hinged Door  
AGS 380/480 Series Sliding Window  
AGS 471 Double Hung Window  
AGS 35/50 Series Awning/Casement Window  
AGS 950 Sliding Window  
Artisan Folding Door

## **18 THERMAL BREAK WINDOWS & DOORS**

Futureline Sliding Door and Window  
Futureline Lift and Slide Door  
Futureline Framing System  
Futureline Hinged Door  
Futureline Awning/Casement Window  
What is a Thermal Break?

## **22 ARCHITECTURAL FRAMING SYSTEMS**

AGS 400 Narrowline  
AGS 419 Flushline  
AGS 425 Narrowline Double Glazed

## **24 KHAZMA SECURITY SCREENS**

Khazma Security Hinged Doors  
Khazma Security Sliding Doors  
Fixed Security Window Screens  
Fall Prevention Window Screens

## **28 DESIGNER HARDWARE & FINISHES**

Hardware  
Finishing Options

Khazma Aluminium is an established Australian-owned company that has built a solid reputation over the last twenty years in the aluminium window and door industry.

We specialise in high performance commercial and residential aluminium windows and doors to suit any project.

We strive to deliver products of the highest quality and of great value, supported with professional assistance and advice for all our customers' project requirements.

Khazma Aluminium's modern showrooms, across Sydney, showcase a variety of aluminium windows and door systems. Our professional and experienced team are on hand to answer any of your questions or discuss specific project needs.

At Khazma Aluminium, we'll ensure that your journey with us is a rewarding experience.



Proud supplier of Capral Aluminum products







# OUR SERVICE COMMITMENT



Quality is of the upmost importance at Khazma Aluminium and we strive to deliver the best innovative products on the market.

Any product that leaves the warehouse has to be perfect and has to be extremely unique. Every effort is made to ensure the product is the best for the customer and that in turn the customer is satisfied upon receiving the product.

The team at Khazma Aluminium is committed to servicing our customers with all the requirements they may need for their project, whether large or small. Our commitment ensures our customers receive the correct details concerning their project in order to ensure they make the right decisions when selecting the appropriate aluminium window and door style that best suits their project.

Our experience and knowledge has been maintained over 20 years of operation. So take the time to come to visit our showroom and meet the team who are dedicated to making your journey with Khazma Aluminium as honest and stress free as possible.



A woman with short blonde hair, wearing a white cable-knit sweater, is shown in profile, looking out over a vast ocean at sunset. The sun is low on the horizon, creating a strong golden glow that fills the sky and reflects on the water. The woman is standing on a balcony or walkway with a dark railing. A large red abstract shape is visible on the left side of the image.

# ENERGY EFFICIENCY



Thinking smarter about the design principles of your home to take advantage of the natural climate can help with thermal comfort and energy costs.

### HIGH PERFORMANCE DEFINED

Selecting a window or door that combines quality aluminium frames, high performance glass and long-lasting weather resistant seals. Accounting for up to 90% of the thermal performance of windows and doors, glass is the most influential factor in determining window and door energy efficiency. Khazma is proud to offer a total window and door solution for your next project. High performance aluminium windows can easily achieve heating and cooling improvements of more than 60% over conventional systems and rivaling more expensive alternatives such as thermally broken aluminium, timber and PVC.

### THE ADVANTAGES OF ALUMINIUM

- Meets or exceeds energy standards when combined with energy efficient glass.
- Low maintenance and durable; won't swell, crack, split or warp.
- Reduced carbon footprint with energy savings outweighing initial energy input by over 100 times over the life of a building.
- Corrosion resistant qualities and resistant to weathering under a range of harsh environmental conditions.
- Economical framing solutions that can be less expensive than other framing options.
- Strong and durable providing a range of long lasting design options.
- Environmentally sustainable material with one of the highest recycling rates of any metal.
- DecoWood options achieve an attractive alternative timber look.
- Range of coloured finishes to match a home's decor.
- Significant performance improvements provide a short payback period.

### THE CLIMATE

Our climate is getting warmer. Australians are now using more energy to cool than to heat their homes. The use of energy efficient windows and doors can save up to 60% of your energy costs to heat and cool in all climates. While climate change is often referred to as an abstract far-off phenomenon the fact is we are already experiencing the effects of a changing climate.

Australian average temperatures have increased by 0.9% degrees since 1950, while the frequency of hot days and nights has increased and the frequency of cold days and nights has declined. To help combat the changing climate there are some passive design techniques that you can apply to make your building more comfortable whilst saving on energy costs.

### PASSIVE DESIGN

Simple things like orientating your home to take advantage of available sunlight and selecting energy efficient windows and doors can make a real difference.

The following checklist provides a sound starting point for considering how best to maximise the energy efficiency of your home by utilising passive design principles.

- Main living areas oriented north to maximise winter sun and minimise summer sun.
- Rooms are zoned or grouped and divided as needed for economical heating and cooling.
- Eaves or shading devices have been incorporated to provide shading from summer sun and allow winter sun to enter.
- Windows and doors are located to get good natural cross ventilation and to ventilate bathrooms and wet areas.
- Windows are located appropriately and glass selections made that provide natural daylight and winter sun penetration, while avoiding summer overheating.
- Windows have been utilised to improve energy efficiency, by making use of the large range of high performance energy efficient glazing products available.
- Maximum insulation has been provided in the roof, walls and floor.
- There is appropriately designed thermal mass internally to moderate indoor air temperatures.
- Draughts and air leakages have been adequately sealed.
- The star rating of the home is more than the minimum 5 star required.

Let your house do the work - here are key elements to think about when considering passive design.

### **THERMAL MASS**

Thermal mass describes the ability of building materials to store heat. Thermal mass is used to store heat from the sun during the day and re-release it when required. Adding thermal mass helps reduce extreme temperatures within the home, making the average temperature more moderate all year-round. Consequently, occupant comfort levels are increased and energy costs are reduced. Heavyweight building materials store a lot of heat so are said to have high thermal mass, whereas lightweight materials do not store much heat and therefore have low thermal mass. As a rule of thumb, the greater the daily temperature range, the more thermal mass required.

### **WINDOWS AND GLAZING**

Windows and glazing are a critical element of passive design as up to 49% of heat loss and 87% of heat gain occurs through windows with 3mm single glazing. Passive Design takes advantage of this by keeping winter heat indoors and excluding excessive summer heat from entering the building. Appropriate placement of windows and doors is another important consideration; as well as minimising reliance on artificial heating and cooling, windows aid ventilation and importantly, a healthy living environment.

Single glazed high performance glass can stop up to 40% of solar heat gain while Low E double glazing can stop up to 77% of solar heat gain, which equates to a financial saving of approximately 40% off your energy bill to heat and cool. Specifying high performance glazing for your home can add as little as 1% to the total building cost.

### **ORIENTATION**

Optimal positioning of a home on its site can have a significant impact on its thermal performance. During winter the most sunlight enters a home through north facing windows and doors. If your site doesn't permit or alternatively you are renovating an existing home and unable to optimise the orientation, energy efficient windows and doors will prevent heat gain and heat loss and help ensure your home is thermally efficient.

### **LAYOUT**

Areas that are used for relatively short periods of time such as bathrooms, laundries and garages are best positioned on the west to provide a buffer against the extreme summer heat. To ensure you enjoy the maximum benefits of solar heat, position rooms that generally require heating, such as living areas, on the north side of the house.

### **INSULATION**

Whether it be the roof, walls, doors or windows, it is important that premium insulation is achieved and that all gaps are filled to keep wanted air in and unwanted air out. High performance windows and doors provide superior insulation when combined with other insulation materials. This reduces the amount of artificial heating and cooling needed to maintain thermal comfort, which in turn means smaller heating and cooling units and decreased running costs.

### **VENTILATION**

Well placed windows and doors can capture cooling breezes for optimal ventilation. Trees and other external objects can be used to direct breezes through the home. Some window types, such as casement windows and louvres, are particularly useful in controlling breezes for maximum benefit.

### **SHADING**

Preventing summer sun from directly hitting windows is one of the most effective ways to reduce summer heat from negatively impacting on thermal performance. Shading can be achieved through appropriately sized and positioned eaves or by other means such as verandas, trees and outdoor blinds. As the winter sun enters at a lower angle than summer sun, by using effective shading you can guard the same areas from heat gain in summer.

### **CHOOSING THE RIGHT GLASS**

Accounting for up to 90% of the thermal performance of windows and doors, glass is the most influential factor in determining window and door energy efficiency. Not all glass products are created equal and it's vital to select the appropriate glass for your specific purpose.

From self cleaning glass to glass that turns from transparent to opaque with the flick of a switch, today's technology is so advanced the possibilities are endless.



Decorative glass, whereby an image is encapsulated between two sheets of glass, means you can choose to incorporate patterns or photos into your home's design if you so desire. Glass is more than a building material; it offers endless aesthetic and practical benefits. Hopefully it will be part of your home for a long time so it is important to select glass that will meet your design and thermal performance requirements.

## COATINGS

A range of coatings can be applied to glass to further enhance its properties. Low E coatings (also known as spectrally selective coatings) lower the amount of heat flow through windows and doors, by reflecting radiation rather than absorbing it. A Low E coating can reflect unwanted heat in summer while retaining heat and preventing it from radiating out in winter. Reflective coatings involve the application of a metallic film to one side of the glass in order to significantly increase the amount of reflected visible and infra red heat.

## TINTED GLASS

Tinted glass reduces outside glare, minimising fading to furnishings by UV rays and decreasing solar heat gain. Green, grey, bronze and blue are the most common tints, as they do not significantly alter the colour of views through the glass.

## DOUBLE GLAZING

Double glazed units (also known as Insulated Glass Units or IGUs) comprise two or more panes of glass, separated by an air (or gas) filled cavity that is completely sealed. IGUs provide thermal insulation and improved acoustic performance while also significantly improving a building's energy efficiency. A combination of IGUs and performance glazing can prevent up to 50% of heat loss in winter and 87% of heat gain in summer compared to standard 3mm single glazed windows.

## HIGH PERFORMANCE GLASS

Selecting the wrong glass to put in a frame, or similarly, placing high performance glass in an inferior frame, will have a negative effect on thermal performance of your home.

Selecting a window and door that combines high performance glass with a quality frame and long-lasting weather resistant seals will result in a high performance window and door, designed to provide a high level of insulation and to keep heat in or out depending on your requirements.

## HIGH PERFORMANCE FRAME

As well as visually complementing the glass, a frame should be durable and low maintenance. Aluminium frames are popular in contemporary architecture as they require little maintenance, are long lasting, don't warp, swell or crack over time and can be coated in a range of finishes and colours.

## QUALITY SEALS

Long-lasting seals that offer exceptional resistance to all weather conditions are vital to keep air from inadvertently entering or escaping through gaps in the window. High quality seals will ensure the window acts as an effective insulator.

## THE BENEFITS OF ALUMINIUM

High performance aluminium frames are able to meet or exceed energy efficiency standards. They can easily achieve improvements in heat gain and heat loss through windows by 60% rivaling more expensive timber and uPVC equivalents.

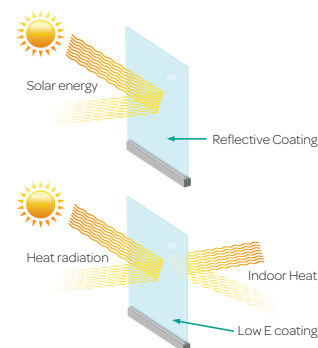
**Durability and low maintenance.** The corrosion resistant qualities of aluminium provide a low maintenance frame and is resistant to weathering under a range of harsh environmental conditions. Unlike many other materials, it will not swell, crack, split or warp over time; ensuring an extended product life. Aluminium can be left in its finished condition. For additional protection or decorative finishes, aluminium can be anodised or painted.

**Affordability.** Aluminium frames can be significantly less expensive than other framing options, providing a strong yet economical window and door solution, while also achieving excellent energy outcomes.

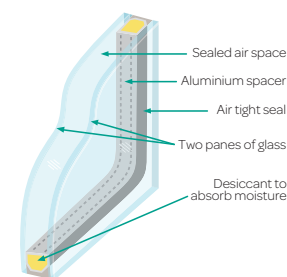
**Recyclability.** Aluminium has one of the highest recycling rates of any metal and is an environmentally sustainable material. Recycling of aluminium requires only five percent of the initial energy consumed to create it. This inherent property differentiates it from other framing materials reinforcing its sustainable credentials.

**Design Flexibility.** The inherent strength and flexibility for aluminium to be manufactured to exacting specifications means it offers a vast range of possibilities from the economical to most elaborate systems while also delivering excellent thermal performance.

▼ Reflective coatings involve the application of a metallic film to one side of the glass in order to significantly increase the amount of reflected visible and infra red heat.



▼ The components of an Insulated Glass Unit



URBAN 584 SLIDING DOOR



URBAN 585 SLIDING DOOR



URBAN PLUS 597 HINGED DOOR





# RESIDENTIAL WINDOWS AND DOORS

Reliability, strength and a smooth rolling action are the important aspects of a Sliding Door. Our adjustable, non-corrosive roller system ensures our doors slide smoothly now and for years to come.

With peace of mind a consideration, we offer you the options of a key-lockable latch, or for extra security, a deadlock - both of which can be configured to be used with one key for all your home's doors.

## URBAN 584 SLIDING DOOR

The newly developed Urban 584 Sliding Door system has been designed to take advantage of the great outdoors with the ability to accommodate two, three and four panel standard siding configurations. The added flexibility of three and six panel multi-stacking and corner entry options offers a high degree of design flexibility.

Complemented with high quality hardware and excellent structural and weather performance, the Urban 584 has been designed to suit Australia's wide range of climatic conditions. Integrated insect or barrier screening options and double glazing capabilities ensure it can be tailored to your exacting requirements..

## URBAN 585 SLIDING DOOR

The Urban 585 Sliding Door suite is a high performing residential sliding door system. Featuring a substantial 96mm framing system and with a choice of strength options, it covers a wide range of design possibilities.

For enhanced thermal performance, optional double glazing is also available. High quality roller options and a wide range of lockable door hardware ensure a high degree of functionality and ease of use.

As part of the Capral Urban Residential Range, it can be integrated with a complementary selection of sliding, casement, awning, double hung windows plus insect and security screens to provide a total window solution.

## URBAN PLUS 597 HINGED DOOR

The Urban Plus 597 Hinged Door system offers a multitude of design options from single open-in or open-out doors, to fully and semi-glazed variants and even solid panelised options. The system features smooth flat sash profiles with an integrated bead line and rounded nose to achieve a modern yet classic appearance. Capable of accommodating large high performance double glazing, enhanced thermal comfort and performance can also be easily achieved.





URBAN 580 SLIDING WINDOW



URBAN 581 DOUBLE HUNG WINDOW



URBAN 582 AWNING WINDOW

### URBAN 580 SLIDING WINDOW

Sliding Windows are practical, simple and well-priced. They give you large areas of glass, clean lines and good ventilation via a simple sash. Wide panels with no external projections means they are ideal for high traffic areas.

Designed in Australia specifically for Australian conditions, the Urban 580 Sliding Window offers proven performance and reliability. The frame provides added strength and superior styling. The height-adjustable latch provides flexibility and the ability to remove the optional flyscreen from inside for convenience and safety. Further options include a security lock.

Frames can seamlessly integrate with the full range of Urban windows and doors, insect and security screens for a whole house solution. Double glazed options offer an enhanced level of thermal comfort and performance.

### URBAN 581 DOUBLE HUNG WINDOW

The Urban 581 Double Hung Window is designed with a clean, flat appearance which blends easily with a range of architectural styles such as heritage and modern homes.

Our Double Hung Windows offer smooth and effortless opening while the sash guides and seals ensure they are weatherproof and rattle free. The independent movement of both top and bottom sliding sashes allows you to regulate airflow according to your needs. Standard on the Double Hung Window is a quick and easy cam latch system. Optional security locks can be supplied, with the convenience of the same key for all your windows. Integration with insect or security screens is also available.

### URBAN 582 AWNING/CASEMENT WINDOW

The Urban Awning/Casement Window is a hinged window style that can be adjusted to let in as much or as little air as required. Positioned strategically it can capture and direct airflow into your home, especially side breezes. Easy to open it is ideal for hard to reach places.

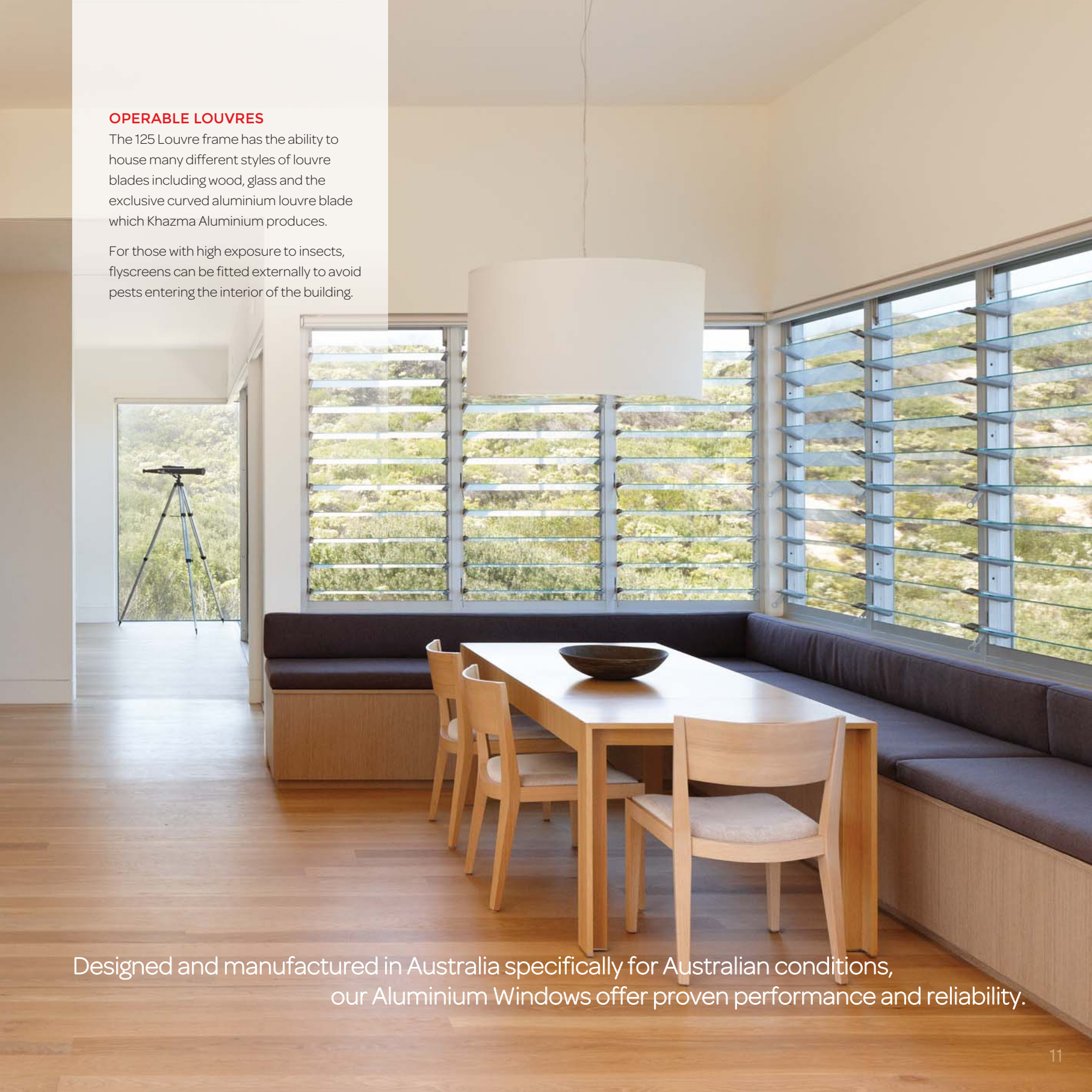
The Urban 582 features a continuous hook hinging system and the options of either a chain winder or sash catches for ease of operation. Full perimeter sash seals are designed to improve weather tightness and along with the option of double glazing, can provide increased thermal comfort and performance.

As part of the Urban range, it can be easily integrated with a selection of doors and windows. Locking options and insect or security screens are also available.

## OPERABLE LOUVRES

The 125 Louvre frame has the ability to house many different styles of louvre blades including wood, glass and the exclusive curved aluminium louvre blade which Khazma Aluminium produces.

For those with high exposure to insects, flyscreens can be fitted externally to avoid pests entering the interior of the building.



Designed and manufactured in Australia specifically for Australian conditions, our Aluminium Windows offer proven performance and reliability.





AGS 900 HIGH PERFORMANCE SLIDING DOOR



AGS 200 SERIES HINGED DOOR



AGS 275 SERIES HINGED DOOR



AGS 900 HIGH PERFORMANCE SLIDING DOOR



# ARCHITECTURAL WINDOWS AND DOORS



The AGS Architectural range is designed with versatility in mind and can be used in both residential or apartment construction. Doors and windows are high performing from both a wind and water requirement and available in many different configurations.

## **AGS 900 HIGH PERFORMANCE SLIDING DOOR**

This cutting edge Sliding Door is specifically designed to deliver unrivalled performance and design flexibility. Capable of panel sizes of up to 3000mm in height and 2500mm in width with multi-stack configurations available\*. This product has been tested to meet cyclonic requirements. Incorporating high quality hardware including heavy duty double wheel rollers and various locking options, the AGS 900 High Performance Sliding Door is proving extremely popular on many landmark commercial and residential development projects.

## **AGS 200 SERIES HINGED DOOR**

The AGS 200 Series door is a popular choice due to its versatility. Capable of hinged, pivot or sliding configurations, this door can meet a wide range applications and integrates with a broad range of Capral framing systems.

A selection of square and beveled bead options along with various door stile and midrail options provide a high degree of design flexibility. For increased thermal performance and comfort, thick and double glazing options are available accommodating insulated glass units of up to 25mm.

## **AGS 275 SERIES HINGED DOOR**

The AGS 275 Series door is a pocket glazed door. Capable of hinged, pivot or sliding configurations, it can meet a wide range of applications and integrates with a broad range of Capral framing systems.

The AGS 275 Series has an internal glazing bead which further improves security. Incorporating wide stile options, it can accommodate a wide range of commercial lock hardware whilst also being capable of incorporating midrail options for further design flexibility.

*\*Subject to serviceability pressure and water performance requirements.*

### AGS 380/480 SERIES SLIDING WINDOW

The AGS 380/480 Sliding Windows incorporate the features and flexibility of a residential window system into a commercial grade framing system. They are particularly suited to architectural applications where a more substantial, commercial appearance is desired.

The AGS 380/480 Sliding Windows deliver a neat and streamlined appearance with their squared mullions and glazing beads.

With the use of adaptors, both the AGS 380 & AGS 480 sliding windows can be double glazed to offer an enhanced level of thermal comfort and performance and deliver sliding sash functionality in a modern and bold external framing system.

### AGS 471 DOUBLE HUNG WINDOW

The AGS 471 Double Hung Window incorporates the features and flexibility of a residential window system into a more commercial grade framing system.

The AGS 471 Double Hung is particularly suited to architectural applications where a more substantial, commercial appearance is desired. Featuring a 200 Pascal water performance and accepting single glazing up to 6.38mm, the AGS 471 Double Hung also incorporates standard features such as full width integrated finger pulls on the upper and lower sashes which aid the ease of operation and delivers double sash functionality in a modern and bold external framing system.

### AGS 35/50 SERIES AWNING/CASEMENT WINDOW

The AGS 35/50 Series Awning/Casement window system features smooth flat sash profiles with an integrated bead line and rounded nose to achieve a modern yet classic appearance. This same feature is carried through the AGS Series Hinged Door systems to deliver a unified aesthetic throughout the range.

This window system is capable of accommodating large high performance double glazing.

The AGS AGS 35/50 Series Awning/Casement represents a class of its own in respect to style and performance.



AGS 380 SERIES SLIDING WINDOW



AGS 471 DOUBLE HUNG WINDOW



AGS 35 SERIES AWNING WINDOW

### AGS 950 SLIDING WINDOW

The AGS 950 Sliding Window system has been developed as a complimentary product to the AGS 900 Sliding Door, both providing excellent structural performance. Engineered to deliver high strength and performance, it has been tested to cyclonic requirements and is capable of large sash sizes and numerous configurations.

Incorporating heavy duty roller hardware, twin point locking and integrated insect screening, the AGS 950 Sliding Window is ideally suited to applications where clean, modern aesthetics, high quality functionality and a range of performance options are demanded. Double glazing is also available for improved thermal comfort and performance.

**AGS**  
ARCHITECTURAL GLAZING SYSTEMS

High performance aluminium windows and doors are one of the easiest ways to improve the comfort and energy efficiency of your home.



ARTISAN|emt™  
quietly the best and smoothest

Our obsession with precision and flawless motion makes Artisan quietly the best and smoothest folding door system

### ARTISAN FOLDING DOOR

Artisan incorporates a technologically advanced folding door system that surpasses that of ordinary bi-folds on the market.

It moves and feels like no other, because it's made like no other. At the heart of it all – Effortless Motion Technology (emt), Capral's AGS 'Smart Hinge' and 'Easy Gliding' Channel help make Artisan simply the best and smoothest door available today.

The Artisan folding door combines aluminium with high quality 316 marine grade stainless steel components. The integrated folding door system has excellent weather tightness, security, environmental performance, structural performance, size and function including internal and external 90° corners.

Designed and tested to comply with Australian Standard AS2047.

### Features and Benefits

- Incorporating AGS 'Smart Groove' technology for superior fabrication
- Heavy duty roller, capable of taking 75kg load per panel
- High performance sill
- AGS SmartHinge™ using superior marine grade stainless steel
- Effortless Motion Technology (EMT™) for flawless operation











# THERMAL BREAK WINDOWS & DOORS

Futureline – a thermally broken glazing suite, is the next step forward in the challenge to improve the thermal performance of buildings throughout Australia.

The environmental credentials of the Futureline range extend beyond its excellent thermal design performance – the actual metal itself being formed from Ecometal™ incorporating up to 25% recycled metal content and sourced from smelters using hydro-electric energy sources.

## SLIDING DOOR AND WINDOW

Utilising the same frame and sash as the Futureline Framing System, the Futureline Sliding Door and Window only differs in the operational hardware, making a very versatile and adaptable system. Along with the outer frame, the 45mm deep sash has been designed with energy performance in mind by utilising a combination of both multi-hollow and double bar polyamide strips. The handle design completes the door by providing an architectural finish.

## LIFT AND SLIDE DOOR

Futureline Lift and Slide Doors offer the ultimate in quality and performance effectively being walls of glass that can slide effortlessly using a single hand. A stunning example of its kind, utilising the same outstanding thermal break technology and crisp and clean lines as the Futureline Sliding Door and Window. By having the same frame and sash as the Futureline Sliding Door and Window, the Lift and Slide blends seamlessly in every project with the rest of the range. The lift and slide functionality of its special hardware is a high end European system meaning the quality and durability of the product is difficult to match.

## WHAT IS A THERMAL BREAK?

Aluminium has many advantages such as strength, durability and non-corrosion but it is a conductor of heat and cold. The inclusion of a thermal break in an aluminium window or door frame creates a barrier to block the transfer of heat and cold, in and out of a home. Made from a material that has low thermal conductivity it is inserted between the two parts of the frame, acting to reduce the transfer of heat and cold. Aluminium is also a conductor of sound, so the barrier also works as an absorber of external noise.

### WHY USE FUTURELINE PRODUCTS?

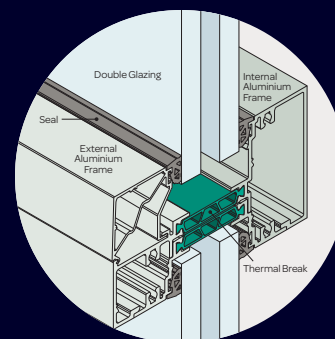
Futureline products incorporate a Thermal Break barrier between the internal and external parts of the aluminium frame. This reduces the transfer of temperatures making it an

efficient insulator. It can greatly improve the indoor temperatures of a home and in turn reduce the energy costs required to heat or cool your home. When incorporated with double glazing it becomes even more energy efficient.

### THE THERMAL BREAK'S EFFICIENCY.

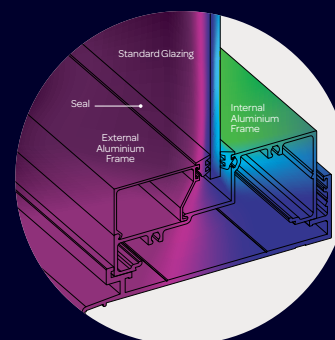
The diagrams on the right illustrate how a Thermal Break works in an aluminium window and the impact it has on the temperatures inside your home.

The models demonstrate the thermal transfer through a standard aluminium product (centre) versus an aluminium product with a thermal barrier (bottom).



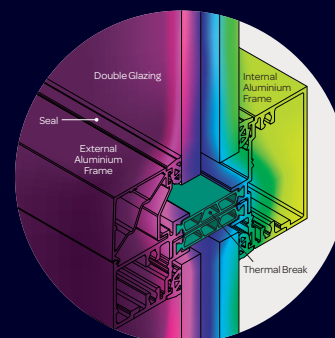
#### Futureline's Thermal Break (Cross Section)

The green section in this diagram is the thermal break that acts as a barrier between the two aluminium sections of the window. With no contact between the aluminium frames, thermal and sound conductivity is reduced.



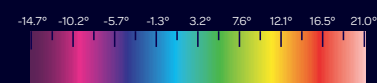
#### Standard Aluminium Product

This model shows a standard aluminium window with an external temperature of  $-10^{\circ}$  which is transferring internally to a temperature of approximately  $-5.7^{\circ}$ .



#### Aluminium Product with a thermal break.

In contrast, this model shows an aluminium product where the external temperature is  $-15^{\circ}\text{C}$ . The barrier reduces the transfer so that the internal temperature is approximately a warmer  $9^{\circ}\text{C}$ .



This colour legend indicates the temperature associated with each colour.

### **FUTURELINE FRAMING SYSTEM**

The Futureline framing system incorporates the glazing capacity to accommodate high performance double glazed units while retaining the crisp, clean profiles typically associated with commercial glazing systems. The use of the latest thermal break technologies including single bar multi-hollow and double bar polyamide strips have all been incorporated into the Futureline framing system to deliver excellent levels of thermal insulation.

### **FUTURELINE HINGED DOOR**

The Futureline Hinged Door system integrates seamlessly into the Futureline framing system to provide a high quality, thermally broken hinged door option. The 46mm door panel has been designed with clean, flat faces and a choice of standard or tall door rail options for added design flexibility. Midrails are also available to create a segmented look or to align with adjacent transoms. High quality hardware is featured throughout including thermally isolated hinges, heavy duty corner spigots and optional multi-point locks. The door panel profiles incorporate a pair of wide thermal spacers to minimise heat transfer while a selection of glazing bead options accommodate double glazing up to a width of 32mm.

### **AWNING AND CASEMENT WINDOW**

The Futureline Awning and Casement window system offers a stylish and functional operable window option. The 54mm sash profile incorporates a pair of high performance polyamide strips to efficiently minimise heat transfer, while internal and external weather seals combined with an overlapping frame design offer a high level of weather-tightness. It features the option of fully integrated screening and the flexibility of either sash handles or sash operator options. Robust sash construction and corner strength is assured with the use of high quality European corner clamping components.





AGS 400 NARROWLINE FRAMING SYSTEM



AGS 419 FLUSHLINE



AGS 425 NARROWLINE DOUBLE GLAZED





# ARCHITECTURAL FRAMING SYSTEMS

Framing systems are the foundation behind panoramic views, natural light, wide or tall expanses of glass, integration of doors and windows, and a myriad of glass options for energy or aesthetic requirements. Architectural framing systems have one thing in common – they can do it all – maximum flexibility and performance.

## **AGS 400 NARROWLINE**

The AGS 400 Narrowline framing system has set the standard for centre glazed framing for over two decades. With an aesthetically balanced look and the option of bevelled or square finishes, the AGS 400 Narrowline is the most versatile and adaptable framing system in the range.

With a multitude of compatible window and door suites, the AGS 400 Narrowline offers enormous design flexibility making this product ideal for commercial or residential projects that require a bold modern look and high levels of structural performance.

## **AGS 419 FLUSHLINE**

The AGS 419 Flushline is a flush glazed framing system offering a clean and modern external appearance. With a range of frame depths including 100mm, 150mm and 250mm this suite offers the ultimate in design flexibility allowing the system to be scaled to the requirements of each project.

A uniform external appearance also allows various frame depths to be used whilst maintaining a consistent look.

In addition to these features, the AGS 419 Flushline can incorporate structurally glazed mullion profiles and offers a number of operable door and window options.

## **AGS 425 NARROWLINE DOUBLE GLAZED**

The AGS 425 Narrowline framing system has been developed specifically to cater for the growing requirement for energy efficient double glazing. Modeled on the AGS 400 Narrowline framing system, the AGS 425 Narrowline integrates seamlessly to allow design flexibility between single and double glazed systems.

With a wide range of compatible doors and operable windows, the AGS 425 Narrowline offers generous design flexibility making this product ideal for commercial or residential projects that require a bold modern look and high levels of structural and thermal performance.









The perfect complement to any home, Khazma Security Screens provide a security system that doesn't compromise the design of your home.

Khazma Security Screen products combine the unobtrusive appearance of flywire with the absolute protection of high tensile, 316 marine grade finely woven stainless steel mesh. Every bit as secure as grille-type security door and window screens, but far more welcoming and appealing.

Khazma Security Screens are fully tested to Australian standards for exposure to fire, bushfire attack and cyclonic impacts. The 316 marine grade high tensile stainless steel mesh exceeds the exposure milestone of 8000 hours of salt spray, perfect for seaside environments. It also has a minimum strength of 850MPa which is particularly resistant to knife attacks.

## KHAZMA SECURITY SCREENS

Khazma Security Screen products are assembled with a unique patented pressure process that eliminates the need for screws, rivets, pins or snap ins, insuring that no dissimilar metal surfaces come into contact with each other, thus minimising the possibility of corrosion.

In addition, depending on the type of existing glazing of your home, our security screens come accredited for use by the Window Energy Ratings Scheme (WERS) and can achieve up to 4½ stars for cooling climates. Helping you reduce your home's energy footprint and assisting your home to stay cooler in summer.

Khazma Security Screens – offering the comfort of fresh air flowing through your home with clear and unobstructed outdoor views. Their strength and durability will also offer you the peace of mind of knowing your home is secure.



SECURITY HINGED DOORS



SECURITY SLIDING DOORS



FIXED SECURITY WINDOW SCREEN

The Khazma Security range includes hinged and sliding doors, plus fixed and fall prevention window screens. Protect your home with screens that provide a visual deterrent and effective protection against uninvited guests entering your home. All our security products are available in a variety of powdercoat colours.

#### **KHAZMA SECURITY HINGED DOORS**

Our Hinged Doors are custom made to suit your home and are professionally fitted. Available in a range of frame colours to match any decor, you'll find security never looked so good.

#### **KHAZMA SECURITY SLIDING DOORS**

Enjoy the comfort and peace of mind of knowing your home is secure, with the added space-saving benefits of strong, durable, sliding doors.

#### **FIXED SECURITY WINDOW SCREENS**

Fixed stainless steel security screens offer the full security benefit of strong durable stainless steel security mesh together with clear views to the outdoors.


#### **FALL PREVENTION WINDOW SCREENS**

The Khazma Fall Prevention Screens have been tested in accordance with the AWA industry code of practice to ensure it meets and exceeds the necessary requirements.

We all know of overly confident kids who feel they are invincible. They love to imitate their favourite super heroes, taking on their powers and thinking they can fly. The Khazma Fall Prevention Screens has been specifically developed for these kids.

Now you can feel safe knowing the next time your kid tries to fly by catapulting themselves off their bed, they are being protected by a super force field, a Khazma Fall Prevention Screen.





Combining looks and practicality to improve the liveability of homes.





Hinge handle for ease of operating doors



Quality chainwinders for smooth operation



Smart hinge® hardware that can be adjusted throughout life of door



Hardware facilities left or right handed openings



Bottom track with easy glide channel® for smooth operation



Slimline handles allow compact stacking of folding panels




High quality heavy duty hardware



Lockable windows as standard



Exclusively designed hinges cater for various installation requirements



Four bar stay allows air flow when window is open




Top rolling system that protects rollers from day-to-day damage



Rubber and fur seals improving acoustic and energy performance




Surface mounted and mortice sliding door locks options



Non-lockable Uno Handle Twin Bolt, lockable version available



Well resolved and finished product - concealed fixings



Locks available in a range of styles, colours and finishes



Single or double glazing available



Lockable sliding windows



Elegant security locks and handles can be supplied with a common key



Flyscreen can be easily removed for ease of cleaning



Performance seals reduce the transfer of noise and air



5 folding panels stacked open

# DESIGNER HARDWARE & FINISHES

## HARDWARE

Selecting the right hardware is crucial in determining whether your window or door product meets your requirements in terms of performance, aesthetic and functionality.

Only uncompromising high performance hardware and components are utilised to ensure effortless, trouble-free operation, with durability and reliability assured for years to come. Khazma hardware offers an extensive colour and finishing range.

## FINISHING OPTIONS WITH ENDLESS POSSIBILITIES

A range of finishing options ensures aluminium windows and doors can be perfectly matched to any decor.

### Powder Coating

Powder coating is an environmentally friendly option that provides an attractive finish to aluminium frames and once coated, does not require repainting. The Interpon colour range gives you the freedom to create the look you want using a variety of natural colours to blend into the environment and colours to coordinate with Colorbond® steel as well as a selection of unique pearl and metallic finishes.

### Anodising

Anodising is an electrochemical process that thickens and toughens the naturally occurring protective oxide layer on the surface of the aluminium. It has an extremely long life span with good stability to ultraviolet rays. It does not chip, flake or peel and is easy to maintain.

Anodising treatment can provide excellent corrosion resistance and comes in a wide range of colour options. Such finishes are widely used for both interior and exterior applications.

### DecoWood

For those who wish to achieve a timber look, DecoWood provides an attractive alternative in aluminium. It is a highly durable marine grade powder coating that looks like timber without the maintenance issues associated with timber.



#### **HEAD OFFICE**

36 Mount Erin Road  
Campbelltown, NSW 2560.  
Phone: 024628 2727  
Fax: 024620 7227.  
Email: [info@khazma.com.au](mailto:info@khazma.com.au).

**[www.khazma.com.au](http://www.khazma.com.au)**

#### **SHOWROOMS**

##### **CROWS NEST**

Shop 1/210 Pacific Highway

##### **ROCKDALE**

Shop 2/625-627 Princess Highway

##### **PRESTONS**

Unit 7/3 Weld Street

##### **CAMPBELLTOWN**

36 Mount Erin Road

